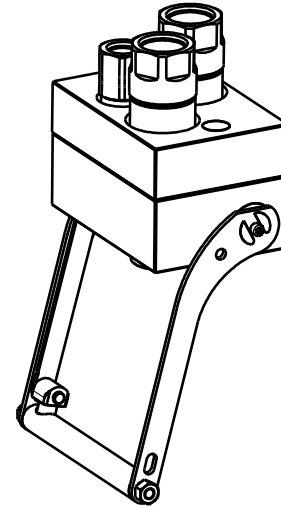


DP3 1C-2E

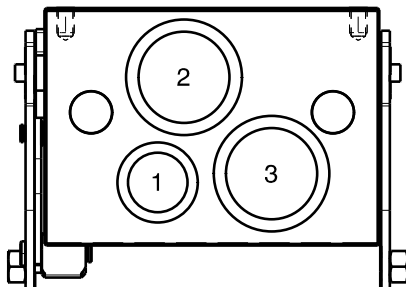
Previous description	Max. Resistance Body size	FAP9 (A) 3/8"	FAP13 (B) 1/2"	FAP15 (C) 5/8"	FAP17 (D) 3/4"	FAP21 (E) 1"	FAP30 (G) 1-1/2"
DP3GE	23000 N			1		2	



DRAWING



CONFIGURATIONS



Possible configurations		
Pos	Coupling size	Predisposition for electrical connector
1	FAP15ZN	-
2	FAP21ZN	-
3	FAP21ZN	-

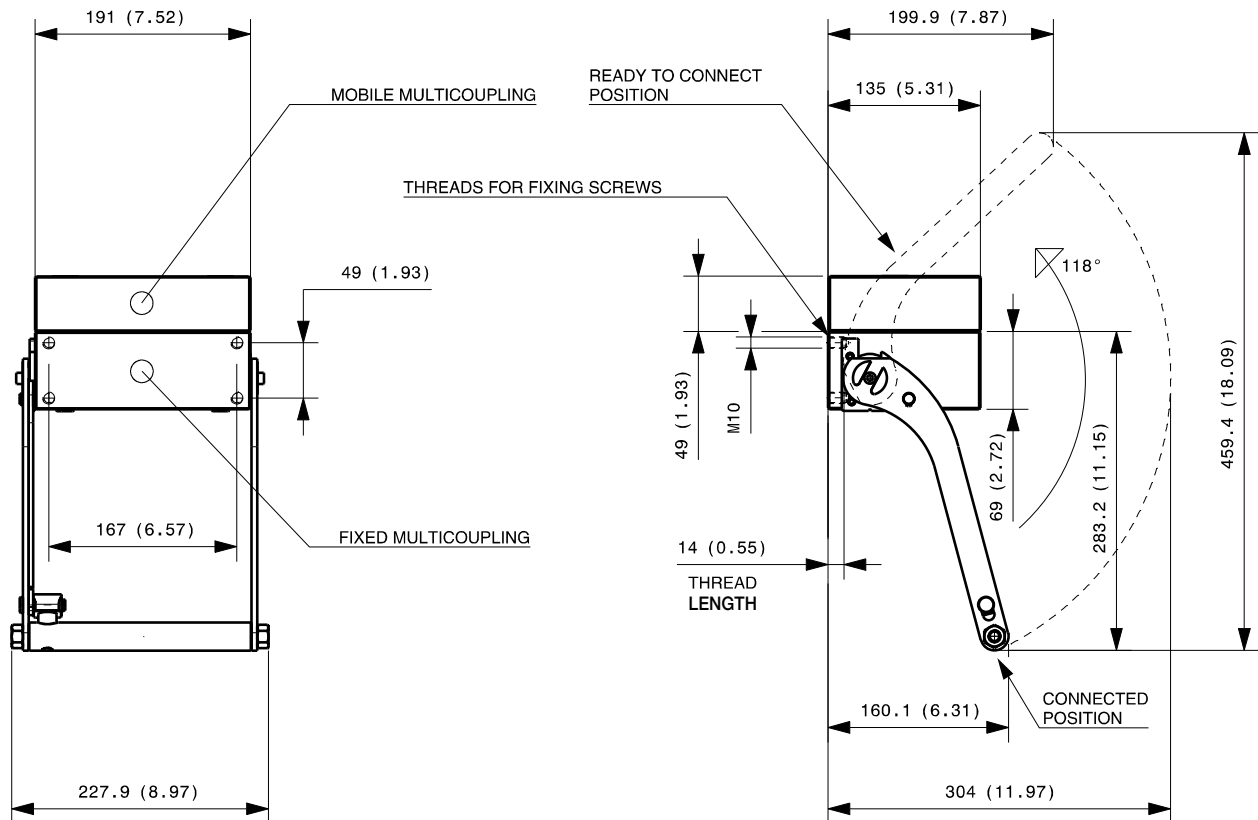
MultiCoupling (couplings included)		
Code	Name	Description
870015056	MULTI COMPLETE DP3 1C-2E	1 FAP15 3/4 BSP - 2 FAP21 1 BSP - CAP
870015088	MULTI COMPLETE DP3 1C-2E	1 FAP15 3/4 SAE - 2 FAP21 1-1/4 SAE - CAP
870016064	MULTI COMPLETE DP3 2E	1 FAP21 1 NPT - 1 FAP21 1-1/4 NPT - CAP
870015188	MULTI FIX DP3 1C-2E	1 FAP15 3/4 SAE - 2 FAP21 1-1/4 SAE
870015288	MULTI MOBILE DP3 1C-2E	1 FAP15 3/4 SAE - 2 FAP21 1-1/4 SAE

MultiCoupling spare parts (couplings not included)		
Code	Name	Description
806000392	MULTI FIX EMPTY DP3 1C-2E	
806000393	MULTI MOBILE EMPTY DP3 1C-2E	
815606300	CAP FIX MULTICOUPLING DP 191x135	
815606301	PARKING STATION MOBILE MULTICOUPLING DP 190x140	
815701089	SPARE KIT LEVER GROUP DP 250x228	

Custom configurations available upon request

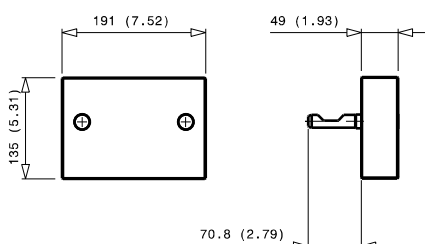
Fixed and mobile multicoupling

5,3 Kg and 2,8 Kg



Dimensions in millimeters (inch)

Cap for fixed multicoupling 3,3 Kg



Parking station for mobile multicoupling 3,3 Kg

